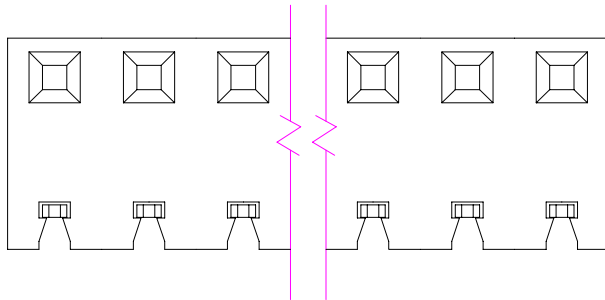


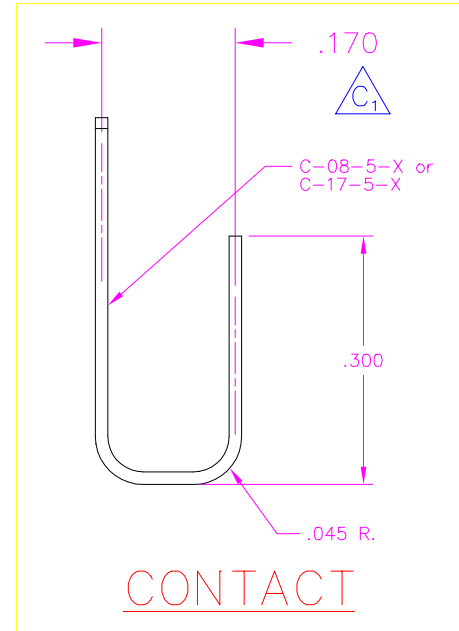
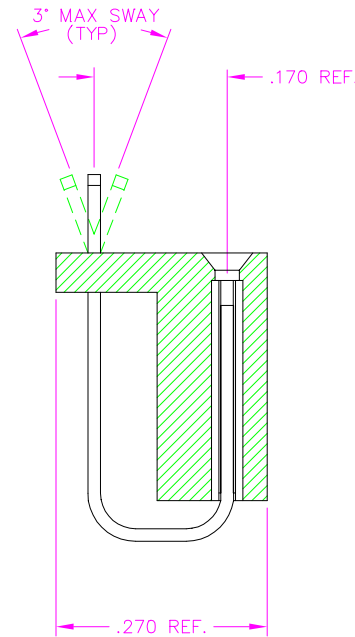
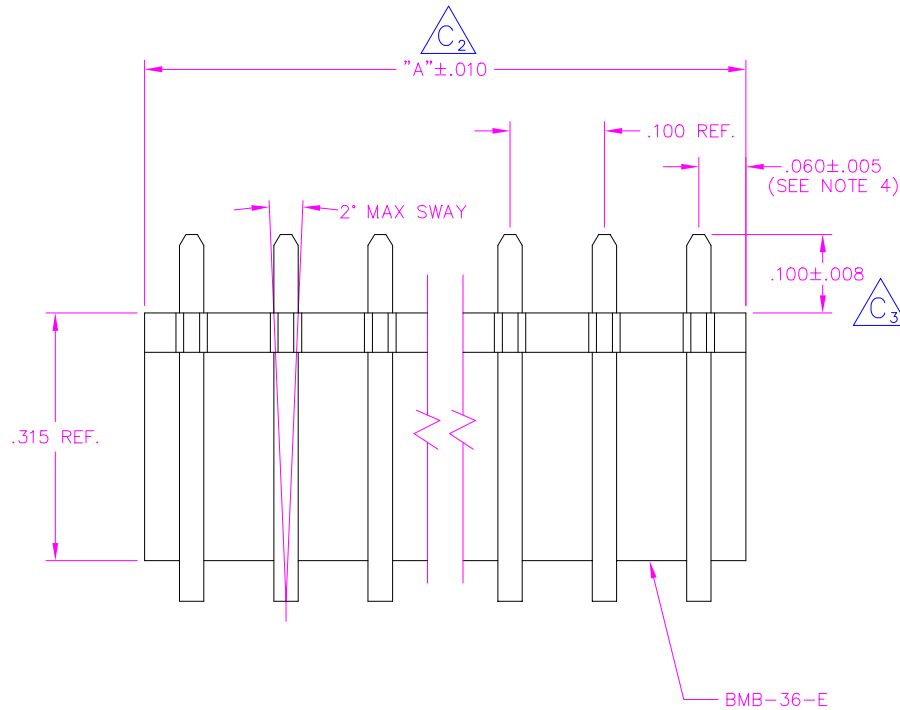
REV. B

DIMENSIONS ARE IN INCHES		UNLESS OTHERWISE NOTED	TOLERANCES ARE:	TITLE: SPECIAL BOTTOM MOUNT ASSEMBLY	DWG NO: BSW-1XX-XX-X-E
ONE PLC DECIMALS ± .1 [2.54]	THREE PLC DECIMALS ± .005 [.127]	ANGLES ± 3°	FOUR PLC DECIMALS ± .0020 [.0508]		SHEET 1 OF 1



BSW-1XX-XX-X-E

- POS SPECIFICATION**  
 -02 THRU -36  
 "A" = NO. OF POS x .100 + .020
- CONTACT SPECIFICATION**  
 -04: C-8-5-X (STANDARD I/W FORCES)  
 -24: C-17-5-X (LOW I/W FORCES)
- ROW OPTION**  
 -E: EXTENDED SINGLE ROW
- PLATING SPECIFICATION**  
 -G: USE C-XX-5-G  
 -T: USE C-08-5-T (CONTACT -04 ONLY)  
 -S: USE C-XX-5-S  
 -H: USE C-08-5-H (CONTACT -04 ONLY)



Do not scale from this print

NOTES

1. MAXIMUM ALLOWABLE BOW: .003 INCH/INCH AFTER ASSEMBLY.
2. CONTACT PUSHOUT FORCE: 3 lbs. MINIMUM.
3.  $\triangle C_1$  REPRESENTS A CRITICAL DIMENSION FOR STATISTICAL PROCESS CONTROL USE.
4. "END WALLS" AFTER CUTTING SHOULD BE .023±.005.

**PROPRIETARY NOTE**  
 THIS DOCUMENT CONTAINS INFORMATION CONFIDENTIAL AND PROPRIETARY TO SAMTEC INC. AND SHALL NOT BE REPRODUCED OR TRANSFERRED TO OTHER DOCUMENTS OR DISCLOSED TO OTHERS OR USED FOR ANY PURPOSE OTHER THAN THAT FOR WHICH IT WAS OBTAINED WITHOUT THE EXPRESSED WRITTEN CONSENT OF SAMTEC INC.



MISC/MKTG  
BSWE-MKT

810 PROGRESS BLVD., NEW ALBANY, INDIANA 47150  
 PHONE (812) 944-6733 P.O. BOX 1147  
 CODE 55322

MADE BY: GREG REIDINGER 4-21-93	ENG. APPROVAL: DEM	BSW-1XX-XX-X-E
CHECKED BY: McCARTIN		SHEET 1 OF 1