

FIG. 3: -A: ALIGNMENT PINS

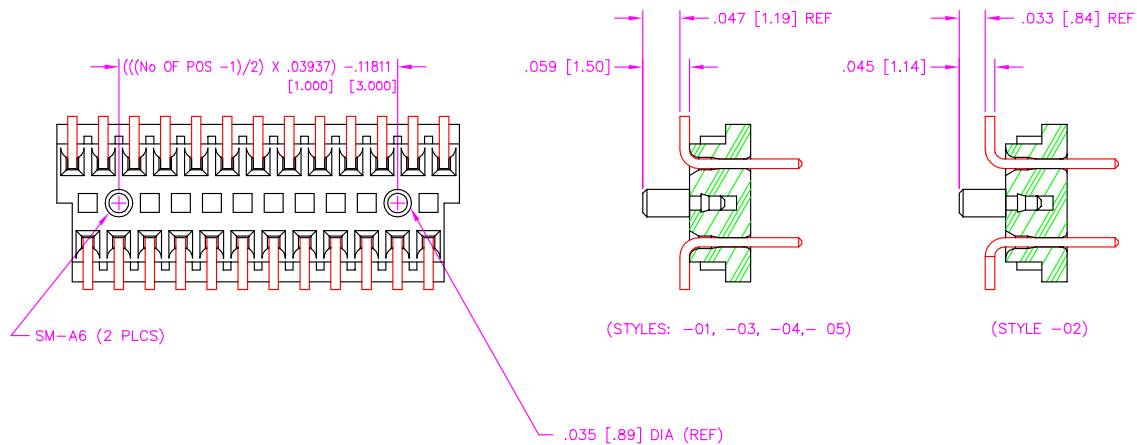


FIG. 4: -P: PICK & PLACE PAD

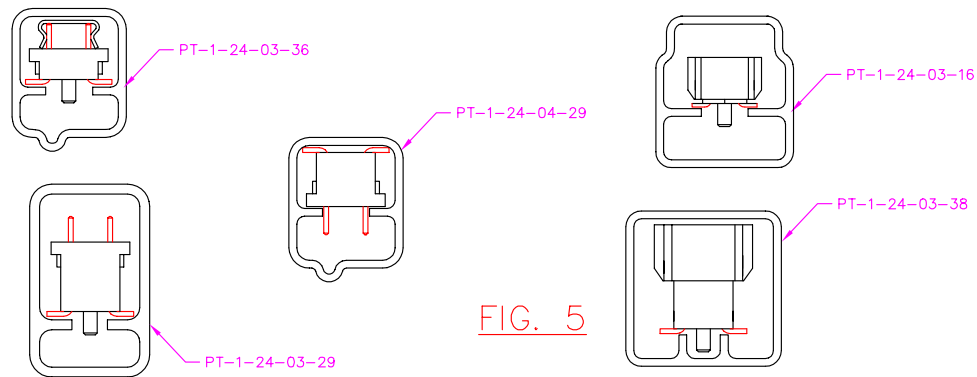
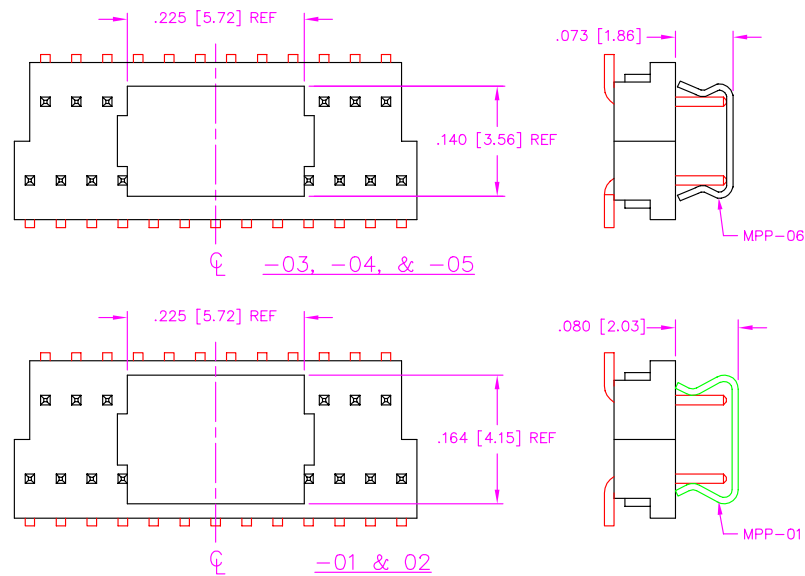


FIG. 5

PACKAGING TABLE			
STYLE	OPTIONS	PACKAGING TUBE	PLUGS
-01, -02	NONE, -A, -A-P, -P	PT-1-24-03-36	TP-24
-01, -02	-S, -S-A, -S-P, -S-A-P	PT-1-24-03-16	TP-03
-03	ALL OPTIONS	PT-1-24-03-16	TP-03
-04	NONE, -A	PT-1-24-04-36	TP-03
-04	-A-P	PT-1-24-01-09	TP-03
-05	NONE, -A, -P, -A-P	PT-1-24-03-09	TP-03
-04, -05	-S, -S-A, -S-P, -S-A-P	PT-1-24-03-38	TP-03

**PROPRIETARY NOTE**  
 THIS DOCUMENT CONTAINS INFORMATION CONFIDENTIAL AND PROPRIETARY TO SAMTEC INC. AND SHALL NOT BE REPRODUCED OR TRANSFERRED TO OTHER DOCUMENTS OR DISCLOSED TO OTHERS OR USED FOR ANY PURPOSE OTHER THAN THAT FOR WHICH IT WAS OBTAINED WITHOUT THE EXPRESS WRITTEN CONSENT OF SAMTEC INC.

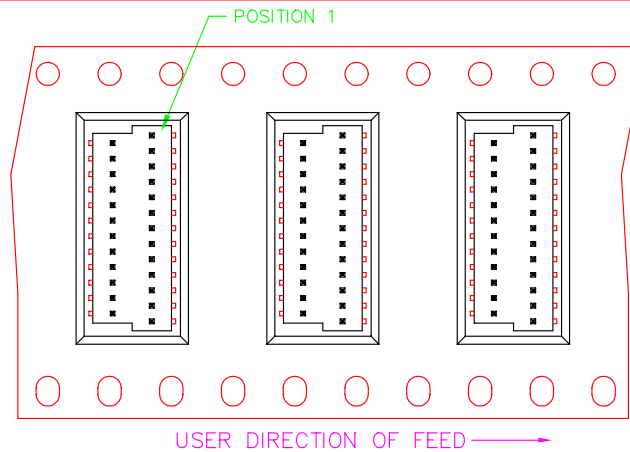


FIG. 6  
 -TR: TAPE AND REEL  
 SCALE: .5X

PLOT SCALE: 1 = .125 / DIMSCALE: .1

**samtec**

520 PARK EAST BLVD. NEW ALBANY, INDIANA 47150  
 PHONE (812) 944-6733 P.O. BOX 1147  
 CODE 55322